






Conservation of the Soldiers Wills

REMOVING THE WILL FROM THE ENVELOPE




1. Part of the will is stuck to the glue on the inside of the envelope.
2. Using the preservation pencil the will is separated from the envelope.
3. Now all the information on the will can be clearly seen.

SEPARATING THE ADDITION FROM THE WILL TO REVEAL MORE INFORMATION



4. The administrative addition which was stuck on to the back of the will.
5. The will in the "damp pack" under a glass weight.
6. Once damp the separating can start by running a small flat headed spatula around the edge.



7. Lifting off the addition from the will.
8. Removing any glue with a damp cotton wool swab.
9. The separated documents and all the information is clear to see.